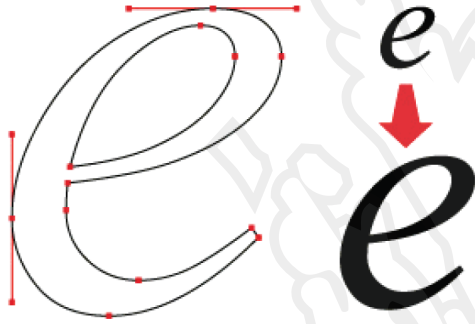


Files & Artwork Submission


Guide on file types, accepted files, and best practices for best print quality



Vector Artwork

Files ending in .ai, .eps, .svg, .pdf
Built in **Adobe Illustrator**, CorelDraw, Inkscape, etc.

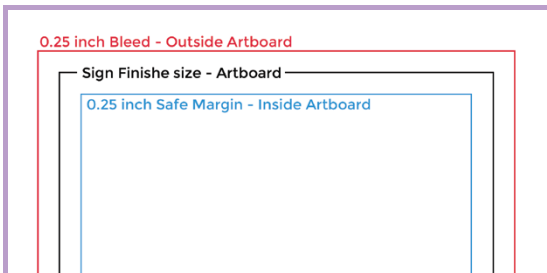
Vector art is a file created using points and paths. It is editable and scalable. Vector art is typically easier to create a cut file. Convert your fonts and text to outlines using “CTRL+SHIFT+O” in Illustrator



Raster Artwork

Files ending in .tif, jpeg, .png, .psd
Built in **Adobe Photoshop**, GIMP, Paint, etc.

Scalability depends on image size and resolution. Raster art requires more time to create a cut file. Please set up your files at either 100% size with a resolution of 72, or 25% scale size with a resolution of 300.



Live Area/Bleed

Please keep all text & logos inside 0.25 inch from sign's edge (Safe Margin), and extend backgrounds 0.25 inch past the outside edge (Bleed). Your file should be set up with the artboard being your exact requested sign size. Include a white path with a black outline.

Our equipment prints using CMYK formulas, which is a smaller color space than your RGB computer monitors. For best color matching, provide Pantone/PMS numbers for cross referencing with CMYK formulas. We will get as close as possible but keep in mind CMYK inks are not as pure as PMS colors, and various print medias have a different white point. A reflective vinyl will give inks a grey tone, where a wrap vinyl is very close to pure white. If you'd like to see our color capabilities, feel free to come down and look at our color charts. For rich black use ink formula C20/M5/Y20/K100 in areas you desire to be black.

Save your file to Adobe CS5 legacy format or older.

Drop Box File Transfer

Create a login for dropbox.com and Upload your files and label them in a folder named Sign Pro. Click the share button on the page. In the email line type Signs@signpro.us or your sales person's email. Make sure the “Can Edit” box is selected. Include a .jpeg of your sign also. If you used a special font, include it too!

